

CELEBRETTO® STRIP CEILING

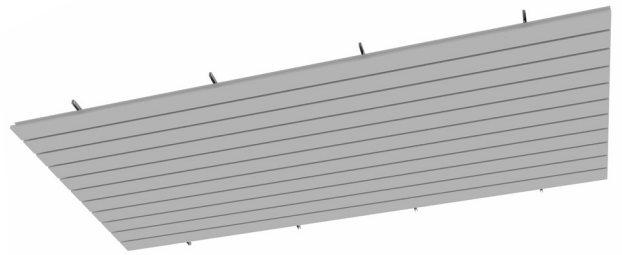


VISIT USGME.COM TO ORDER SAMPLES



Refer to Colors, Finishes
and Perforation
Patterns Section

STRIP CEILING SYSTEM DRAWINGS



FEATURES AND BENEFITS

- New strip panels offer beautiful aesthetics and acoustics.
- Enhanced NRC performance with added acoustical backer.
- Standard and customizable perforations are available to create numerous visual patterns and to help with acoustical performance.
- A variety of mounting arrangements are available to accommodate any installation requirements and conditions; concealed, closed gap and curved edges with filler strip

APPLICATIONS

- Corridors
- Commercial offices
- Public areas
- Reception
- Airport
- Restrooms

	Frequency, Hz	125	250	500	1000	2000	4000	NRC*
Sound Absorption	A1 Pattern** with Acoustic Fleece	0.70	0.95	0.75	0.75	0.80	0.80	0.75
	A1 Pattern** with Infill***	0.70	0.90	1.0	1.0	1.0	1.0	1.0

* Calculated to ASTM C 423-01

** A1 Pattern: Diagonal Pattern. Hole Size Dia: 1.8mm, Open Area: 20%


*** Infill: Acoustic Fleece and 30mm Soft Fiber with Aluminium Foil



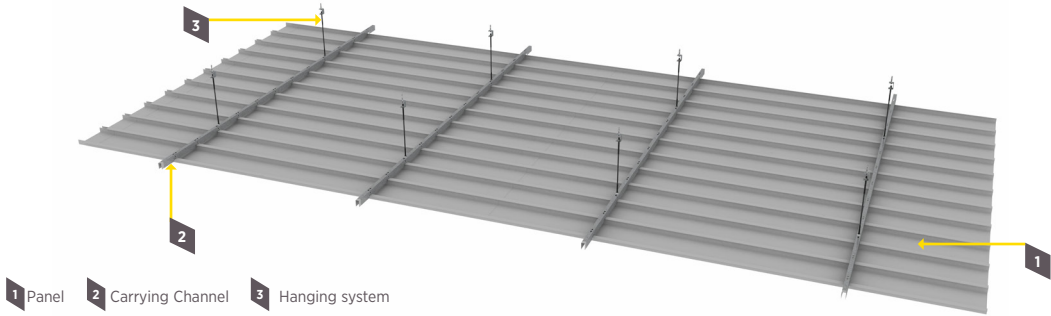
STRIP CEILING



STRIP SYSTEM COMPONENTS



SYSTEM DRAWINGS



SYSTEM SPECIFICATION

Material Classification
 Galvanized Steel: Type V
 Aluminium: Type VII
 Stainless Steel: Type VI
 Pattern: G

Thickness
 Prepainted Galvanized Steel: 0.5mm - 0.7mm
 Prepainted Aluminium: 0.6mm - 1.0mm
 Powder Coated: 0.6mm - 1.0mm
 Wooden Finish: 0.6mm

Panel Width
 80mm to 200mm

Panel Length
 Powder Coated: Up to 3.5M
 Prepainted and Wood Finish: Up to 6M

Panel Height
 Refer to strip design drawing

Light Reflectance Coefficient [LR]
 Based on the finish color and perforation pattern, LR up to 0.82

Color
 Standard colors are RAL 9016, RAL 9006 and RAL 9010.
 Other RAL colors are available upon request

Surface Burning Characteristics per ASTM E 84

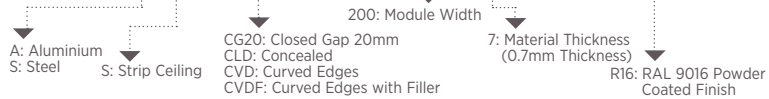
Class A

Additional Information

- Thickness depends on panel sizes and project requirements
- Consult factory for other panel widths

ITEM CODIFICATION

AS-CG20-2007R16



STRIP METAL CEILING ACOUSTICAL PERFORMANCE

USG Middle East supplies metal ceiling panels with a range of acoustical performance to meet the needs of all kinds of projects. A variety of sound-absorbing backing options are available with performance up to 1.0 NRC and 34dB CAC. Consult with the USG Middle East technical team for further guidance.

PATTERN	OPEN AREA%	CELEBRETTO® METAL CEILING INFILL OPTIONS	CAC	NRC
A1	20%	Acoustic fleece	-	0.75
A1	20%	19mm Soft Fiber infill	-	0.90
A1	20%	15mm Mineral Fiber infill	32	-
A1	20%	Acoustic fleece with 30mm Stone Wool & 19mm Mineral Fiber infill	32	0.90
A1	20%	Acoustic fleece with 25mm Glass Wool & 12mm Gypsum infill	30	0.85
A1	20%	Acoustic fleece with 30mm Stone Wool & Aluminum Foil	34	1.00
B2	16%	Acoustic fleece	-	0.60
15D	22%	Acoustic fleece	-	0.60
15D	22%	Acoustic fleece with 30mm Stone Wool & Aluminum Foil	30	0.80
15E	11%	Acoustic fleece	-	0.65
15E	11%	Celebretto Metal Ceiling with acoustic fleece and 30mm Stone Wool & Aluminum Foil	27	0.80
7E	1%	Celebretto Metal Ceiling with acoustic fleece	-	0.65
7E	1%	Celebretto Metal Ceiling with acoustic fleece and 30mm Stone Wool & Aluminum Foil	26	0.90

- A1 Pattern: Diagonal Pattern, Hole Size Dia 1.8mm
- B2 Pattern: Even Pattern, Hole Size Dia 2.5mm
- 15D Pattern: Diagonal Pattern, Hole Size Dia 1.5mm

- 15E Pattern: Even Pattern, Hole Size Dia 1.5mm
- 7E Pattern: Even Pattern, Hole Size Dia 0.75mm

STRIP CEILING



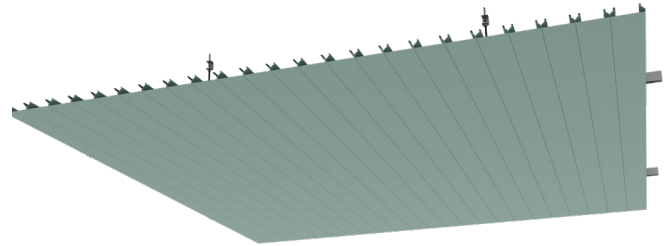

INFILL OPTIONS*

Plain	Acoustic Fleece	Acoustic Fleece and Soft Fiber	Acoustic Fleece and Mineral Fiber


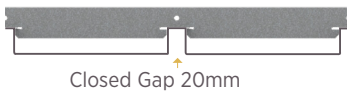
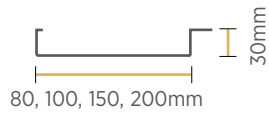
* Additional backer options available for NRC and CAC enhanced total acoustical performance

STRIP DESIGNS

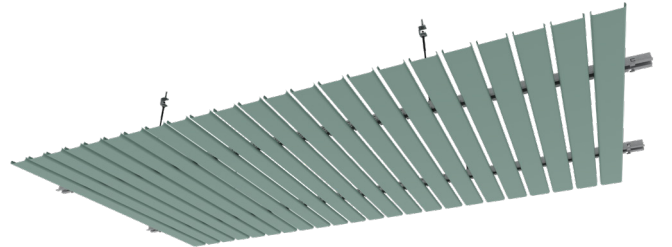
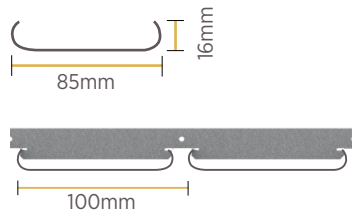
CLD: CONCEALED



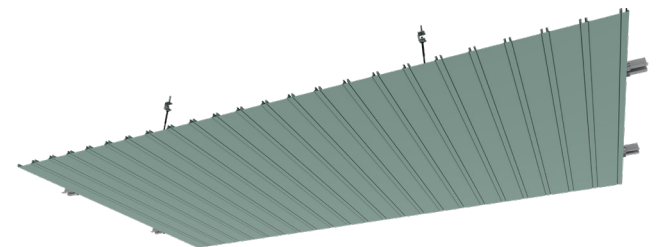
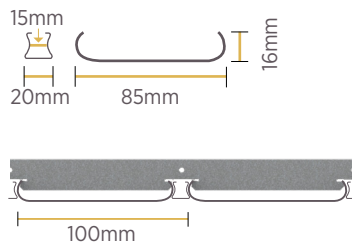
CG20: CLOSED GAP 20MM



CVD: CURVED EDGES



CVDF: CURVED EDGES WITH FILLER STRIP



Notice:
As we are involved in constant products development; this document information is subject to change without prior notice. Please always refer to usgme.com for the updated products information document.

©2023 Factory of USG Middle East LTD. Co. All rights reserved.

