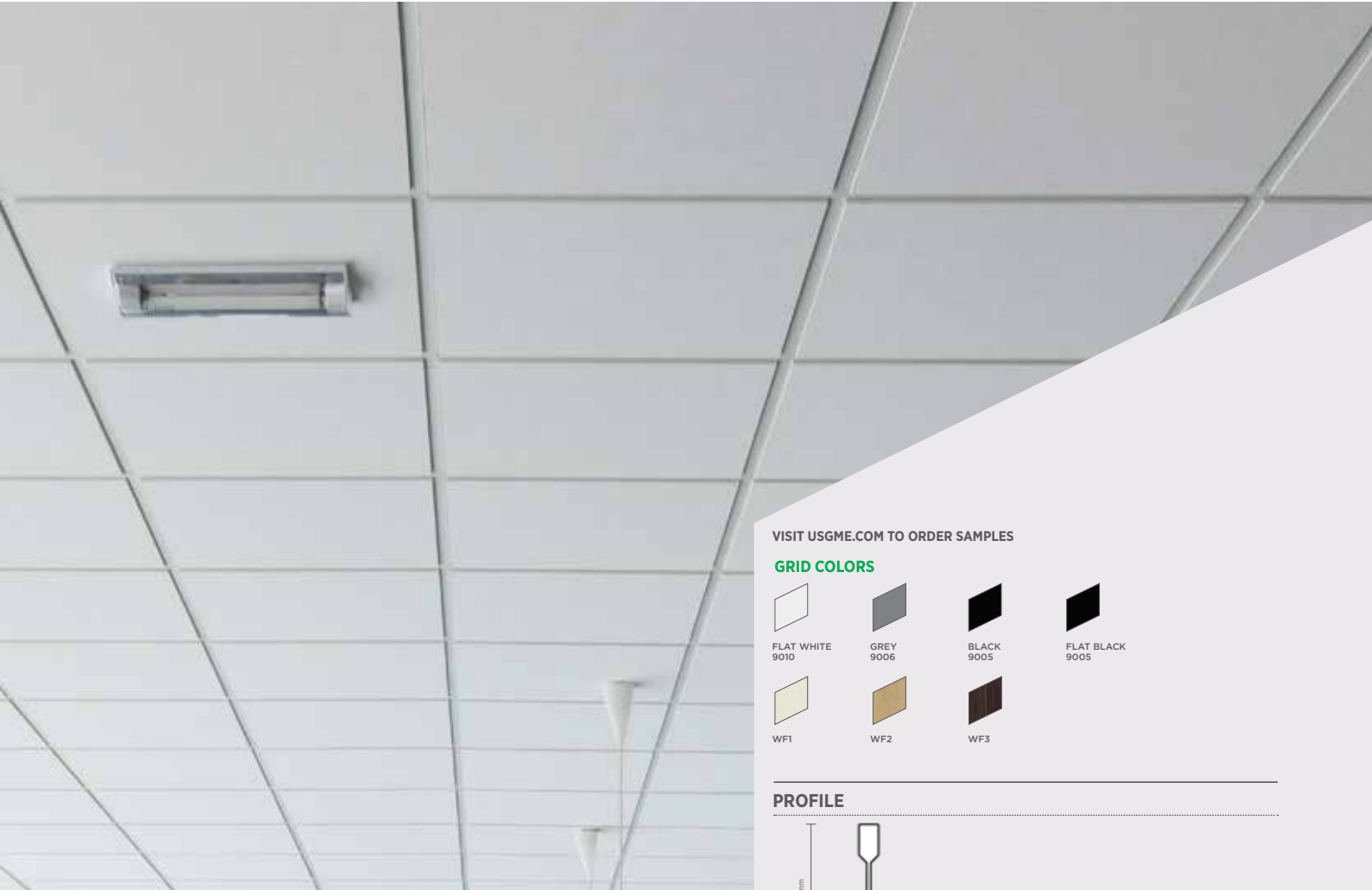


USG ME DONN® BRAND DX®/DXH® 30 T24 LIGHT DUTY ACOUSTICAL SUSPENSION SYSTEM



FEATURES AND BENEFITS

- DONN® Brand DX®/DXH® 30 T24 Light Duty feature a body and cap made of G30 hot-dip galvanized steel as per EN 10346/ASTM A653 with pre-painted 24mm width capping to ensure that the cap remains attractive and rust-free
- Four-step coating process that outperforms in paint adhesion and corrosion resistance, as proven by industry-standard salt spray tests conducted by an Independent laboratory
- Safe, fast and simple to install & easily accessible
- Maximum economy and design simplicity
- Cross-tees with override-ends resist twisting and give professionally finished look with no exposed steel edges
- Patented QUICK-RELEASE™ clip design: demountable without tools
- Compatible with Square and SLT ceiling tiles edges
- Audible Click means you know when tees are connected
- Exceed load compliance specifications as per ASTM C 635
- Available in metric and imperial sizes

APPLICATIONS

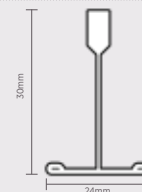
- Interior general-use areas
- Logix™ Integrated Ceiling Systems

VISIT USGME.COM TO ORDER SAMPLES


GRID COLORS




PROFILE



EDGE DETAIL



SQUARE EDGE - SQ



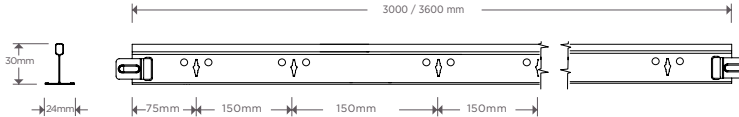
SHADOWLINE TAPERED - SLT

USG ME DONN® BRAND DX®/DXH® 30 T24 LIGHT DUTY ACOUSTICAL SUSPENSION SYSTEM

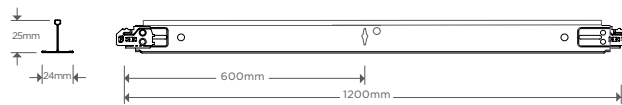
PRODUCT INFORMATION

Nr	Description	Item Reference		Profile Height	Body Thickness	Component Length
		Metric	Imperial			
1	Main Runner	801DX3600H30	801DX3660H30	30MM	0.3MM	3600/3660MM
2	Long Cross Tee	803DX1200H25	803DX1220H25	25MM	0.3MM	1200/1220MM
3	Short Cross Tee	804DX600H25	804DX610H25	25MM	0.3MM	600/610MM
4	Wall Angle	802MT3600		22MM	0.5MM	3600MM
5	Wall Angle Shadowline	802MS3600 - 802MS164L		19/9MM - 20/20MM	0.5MM	3600MM
6	U-Trim	UT123525 - UT124825 - UT125325		25.4/12.7MM	0.5MM	3000MM


Main Runner 801DX3600H30



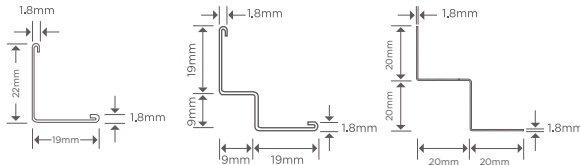
Long Cross Tee 803DX1200H25



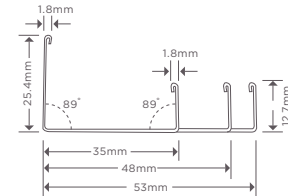
Short Cross Tee 804DX600H25



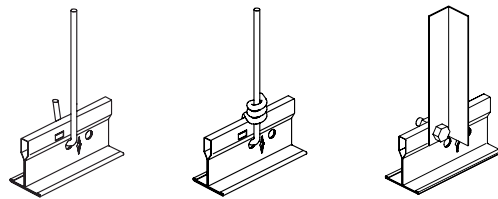
Wall Angle



U-Trim



SUSPENSION OPTIONS



Adjustable Hanger

Suspension Wire

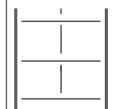
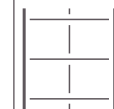
Angle Section

MAXIMUM ALLOWED WEIGHT OF TILES PER M²

Notice:
As we are involved in constant products development; this document information is subject to change without prior notice. Please always refer to usgme.com for the updated products information document.

Hanger distance (mm)	Main runner at 1200mm		Main runner at 600mm	
	600x600	600x1200	600x600	600x1200
800	20.9	21.2	-	-
1000	20.9	21.2	41.9	42.9
1200	10.5	10.5	20.9	20.9
1500	4.1	4.2	8.7	8.9

Note: The load per m² must be distributed uniformly (no point loads) over the ceiling area. After loading, the deflection of any grid component will remain within the maximum deflection per span as stated in BS: 8290: 1991, provided the grid layout is as presented in the sketch.



Please consult USG for other layouts, load or hanger distance.

©2021 Factory of USG Middle East LTD. Co. All rights reserved.

USG BORAL
INNOVATION INSPIRED BY YOU.